



THE MOST DEPENDABLE SOLAR BRAND

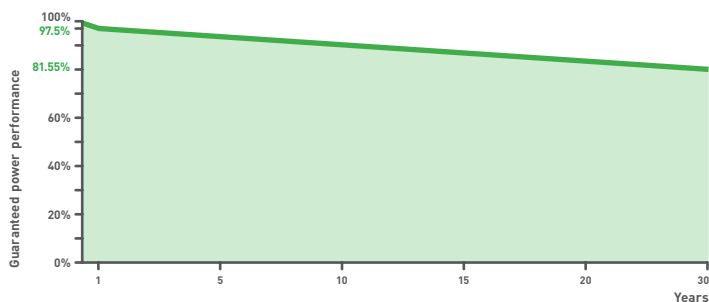
EAGLE 72HM G3

**385-405 WATT
BIFACIAL HALF CELL MONO PERC MODULE**
Positive power tolerance of 0~+3%

- NYSE-listed since 2010, Bloomberg Tier 1 manufacturer
- Best-selling module globally for last 3 years
- Top performance in the strictest 3rd party labs
- 99.9% on-time delivery to the installer
- Automated manufacturing utilizing artificial intelligence
- Vertically integrated, tight controls on quality
- Premium solar panel factories in USA and Malaysia

LINEAR PERFORMANCE WARRANTY

30-Year Performance Warranty




Nomenclature: JKM40SM-72HL-TV

Code	Cell	Code	Cell	Code	Certification
null	Full	null	Normal	T	Transparent backsheet
H	Half	L	Diamond		



- ISO9001:2008 Quality Standards
- ISO14001:2004 Environmental Standards
- IEC61215, IEC61730 certified products

- OHSAS18001 Occupational Health & Safety Standards
- UL1703 certified products



KEY FEATURES



Diamond Half Cell Technology

World-record breaking mono PERC bifacial half cut solar cells deliver high power in a small footprint.



Bifacial Power Gain

Bifacial cell architecture allows backside bonus and more lifetime power yield.



Transparent Backsheet

Easier installation and lower balance of system cost than dual glass solution.



Designed for Long Life

Uses the same DuPont protective film as the Space Station, Mars Lander, and jetliners. 30-year warranty.



Shade Tolerant

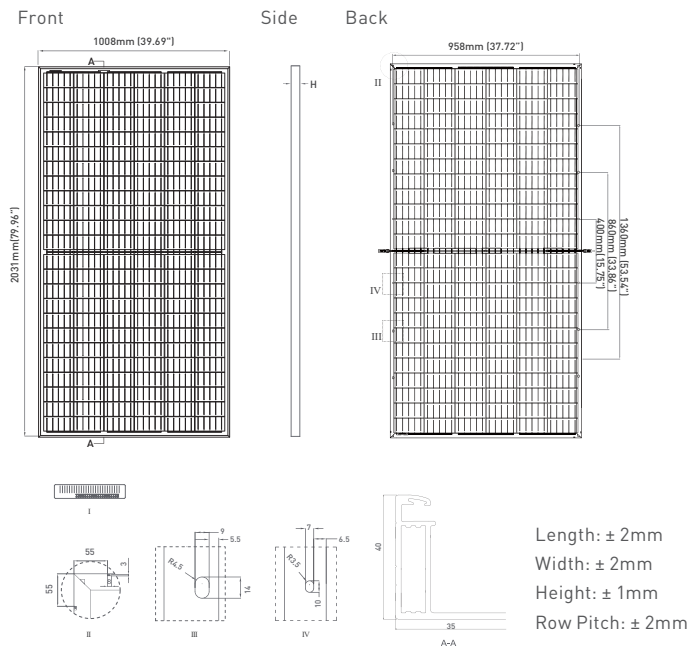
Twin array design allows continued performance even with shading by trees or debris.



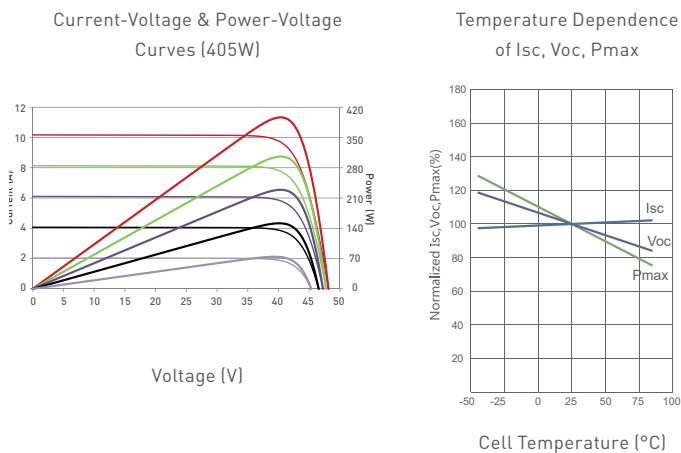
Protected Against All Environments

Certified to withstand humidity, heat, rain, marine environments, wind, hailstorms, and packed snow.

ENGINEERING DRAWINGS



ELECTRICAL PERFORMANCE & TEMPERATURE DEPENDENCE



MECHANICAL CHARACTERISTICS

Cells	Mono PERC Diamond Cell (158.75x158.75mm)
No. of Half Cells	144 (6x24)
Dimensions	2031x1008x40mm (79.96x39.69x1.57in)
Weight	23.3kg (51.3lbs)
Front Glass	3.2mm, Anti-Reflection Coating High Transmission, Low Iron, Tempered Glass
Frame	Anodized Aluminum Alloy
Junction Box	IP67 Rated
Output Cables	12 AWG, 1400mm (55.12in) or Customized Length
Fire Type	Type 1
Pressure Rating	5400Pa (Snow) & 2400Pa (Wind)

TEMPERATURE CHARACTERISTICS

Temperature Coefficients of P_{max}	-0.35%/ $^{\circ}\text{C}$
Temperature Coefficients of V_{oc}	-0.29%/ $^{\circ}\text{C}$
Temperature Coefficients of I_{sc}	0.048%/ $^{\circ}\text{C}$
Nominal Operating Cell Temperature (NOCT)	$45\pm 2^{\circ}\text{C}$
Refer. Bifacial Factor	70 \pm 5%

MAXIMUM RATINGS

Operating Temperature ($^{\circ}\text{C}$)	-40 $^{\circ}\text{C}$ ~+85 $^{\circ}\text{C}$
Maximum System Voltage	1500VDC (UL and IEC)
Maximum Series Fuse Rating	25A

PACKAGING CONFIGURATION

(Two pallets = One stack)
27pcs/pallet, 54pcs/stack, 594pcs/40'HQ Container

BIFACIAL OUTPUT-REAR SIDE POWER GAIN

5%	Maximum Power (P_{max})	404Wp	410Wp	415Wp	420Wp	425Wp
	Module Efficiency (%)	19.75%	20.00%	20.26%	20.52%	20.77%
15%	Maximum Power (P_{max})	443Wp	449Wp	454Wp	460Wp	466Wp
	Module Efficiency (%)	21.63%	21.91%	22.19%	22.47%	22.75%
25%	Maximum Power (P_{max})	481Wp	488Wp	494Wp	500Wp	506Wp
	Module Efficiency (%)	23.51%	23.81%	24.12%	24.42%	24.73%

ELECTRICAL CHARACTERISTICS

Module Type	JKM385M-72HL-TV		JKM390M-72HL-TV		JKM395M-72HL-TV		JKM400M-72HL-TV		JKM405M-72HL-TV	
	STC	NOCT	STC	NOCT	STC	NOCT	STC	NOCT	SCT	NOCT
Maximum Power (P_{max})	385Wp	286Wp	390Wp	290Wp	395Wp	293Wp	400Wp	297Wp	405Wp	301Wp
Maximum Power Voltage (V_{mp})	39.50V	36.88V	39.62V	37.22V	39.83V	37.55V	40.01V	37.64V	40.19V	37.77V
Maximum Power Current (I_{mp})	9.76A	7.75A	9.84A	7.78A	9.92A	7.81A	10.00A	7.89A	10.08A	7.96A
Open-circuit Voltage (V_{oc})	48.10V	45.30V	48.14V	45.34V	48.26V	45.45V	48.35V	45.54V	48.45V	45.63V
Short-circuit Current (I_{sc})	10.08A	8.14A	10.17A	8.21A	10.23A	8.26A	10.32A	8.34A	10.42A	8.41A
Module Efficiency STC (%)	18.81%		19.05%		19.29%		19.54%		19.78%	

*STC: ☀ Irradiance 1000W/m²

NOCT: ☀ Irradiance 800W/m²

☹ Cell Temperature 25 $^{\circ}\text{C}$

☹ Ambient Temperature 20 $^{\circ}\text{C}$

☁ AM = 1.5

☁ AM = 1.5

☙ Wind Speed 1m/s

*Power measurement tolerance: $\pm 3\%$

The company reserves the final right for explanation on any of the information presented hereby. JKM385-405-72HL-TV-A4-US

BUILDING YOUR TRUST IN SOLAR. JINKOSOLAR.US

Jinko Solar